

Gru idraulica a montaggio rapido
Hydraulic crane with quick assembling
Grue hydraulique à montage rapide
Hydraulischer Schnellmontagekran
Grúa hidráulica de montaje rápido




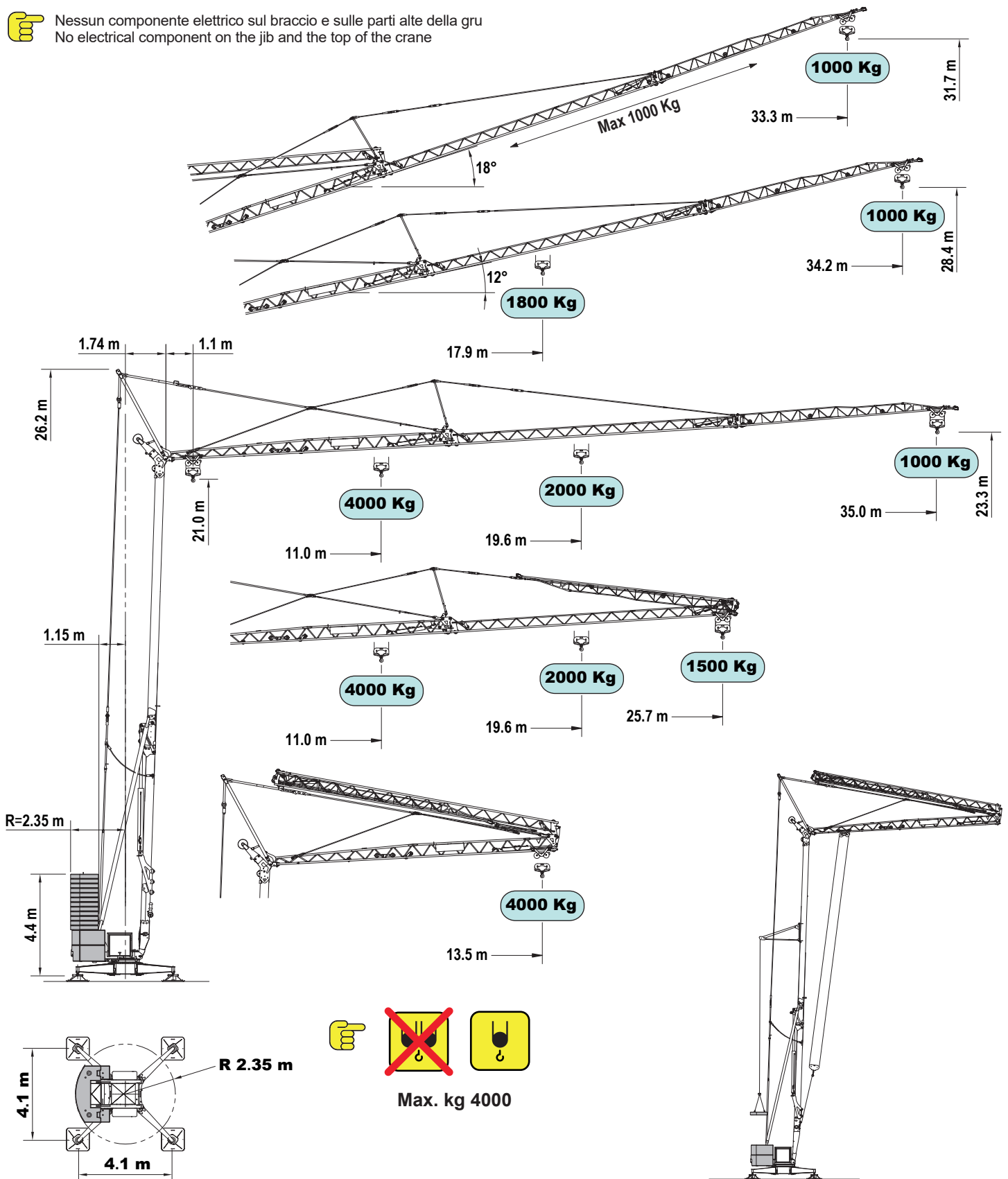
EN 14439 C25

FEM 1.001-A3

PROGETTO e COSTRUZIONE / DESIGN and CONSTRUCTION:
LUIGI CATTANEO S.p.A




CM 350


 Nessun componente elettrico sul braccio e sulle parti alte della gru
No electrical component on the jib and the top of the crane

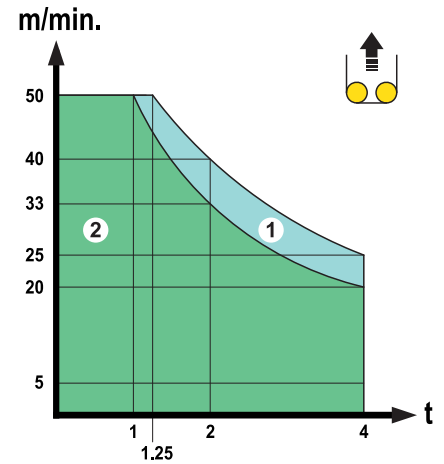


	kg	4000	3000	2000	1800	1500	1200	1000
Curve di carico	kg	4000	3000	2000	1800	1500	1200	1000
Load diagrams	m	11.0	13.9	19.6	21.3	25.0	30.1	35.0
Courbes de charge	m	11.0	13.9	19.6	21.3	25.7		
Lastkurven	m	11.0	13.9	19.6	21.3	25.7		
Curvas de cargas	m	13.5						

Prestazioni - Performances - Prestations - Leistungen - Prestaciones

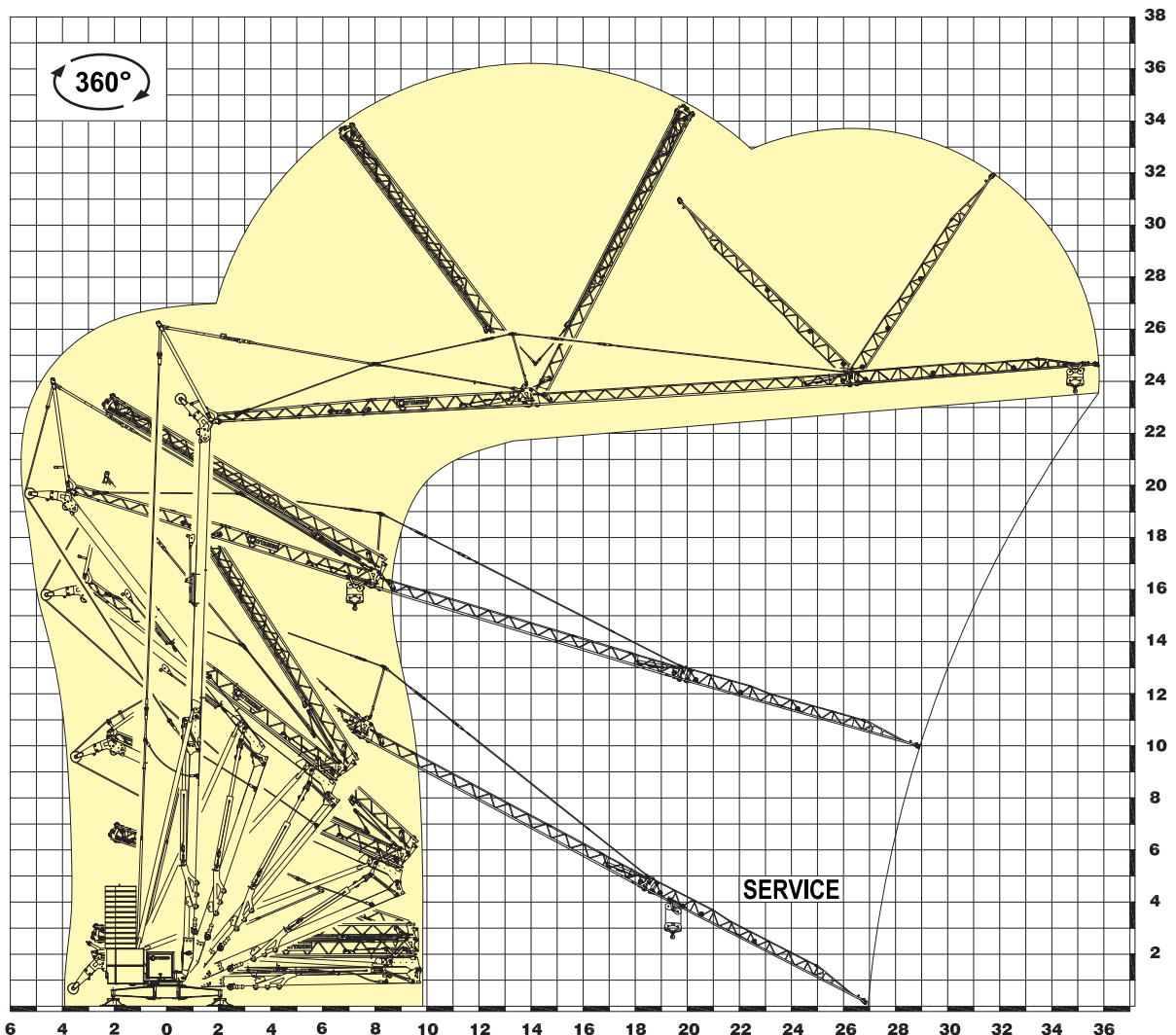
	kW	kVA			1°R *	1°	2°	3°	4°
 18.5 inverter	21	1	↑	m/min	1	4	25	40	50
				kg	4.000	4.000	4.000	2.000	1.250
			↓	m/min	1	4	20	35	50
				kg	4.000	4.000	4.000	1.500	1.500
			↑	m/min	1	4	20	33	50
				kg	4.000	4.000	4.000	2.000	1.000
↓	m/min	1	4	20	35	50			
	kg	4.000	4.000	4.000	1.500	1.500			
 3.0 inverter		m/min		5	15 / 30 / 50				
 3.7 inverter		g/min		0.1	0.2 / 0.5 / 0.9				

	1	21 kVA - 3 x 400V - 50Hz
	2	16 kVA - 3 x 400V - 50Hz ECO Power

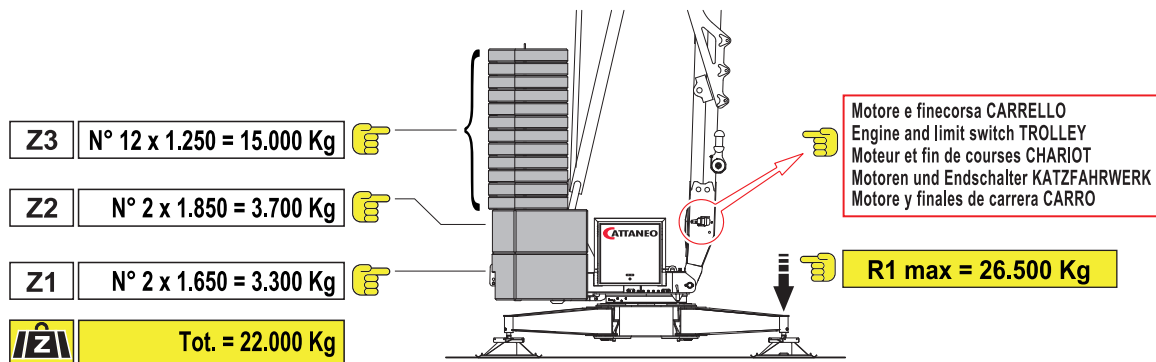


* Disponibile SOLO con radiocomando a manipolatore predisposto per questa funzione
Available ONLY with manipulator radio control suitable for this function

Montaggio - Erection - Montage - Montage - Montaje



Contrappeso in lastre di cemento armato - Ferro-concrete ballast slabs
Contrepoids en plaques de béton armé - Gegengewicht aus Betonplatten - Lastre en hormigón armado



Trasporto - Transport - Transport - Transport - Transporte

