

## CM 71A

**Gru idraulica a montaggio rapido**  
*Hydraulic crane with quick assembling*  
**Grue hydraulique à montage rapide**  
*Hydraulischer Schnellmontagekran*  
**Grúa hidráulica de montaje rápido**



EN 14439 C25

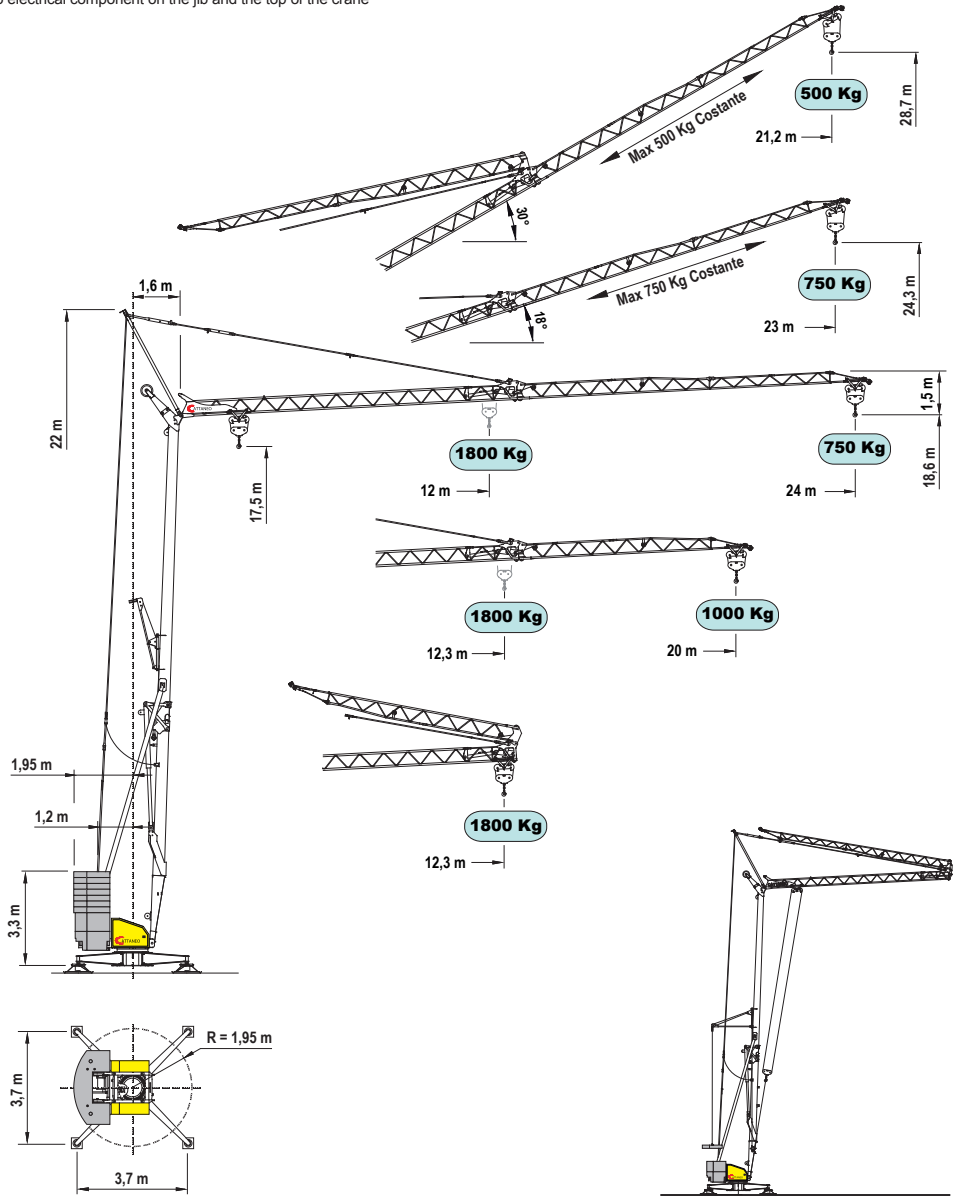
DIN 15018-H1/B3

PROGETTO e COSTRUZIONE / DESIGN and CONSTRUCTION:  
LUIGI CATTANEO S.p.A

# CM 71A









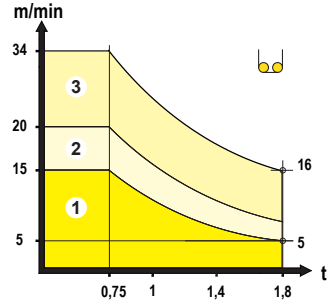
Nessun componente elettrico sul braccio e sulle parti alte della gru  
No electrical component on the jib and the top of the crane



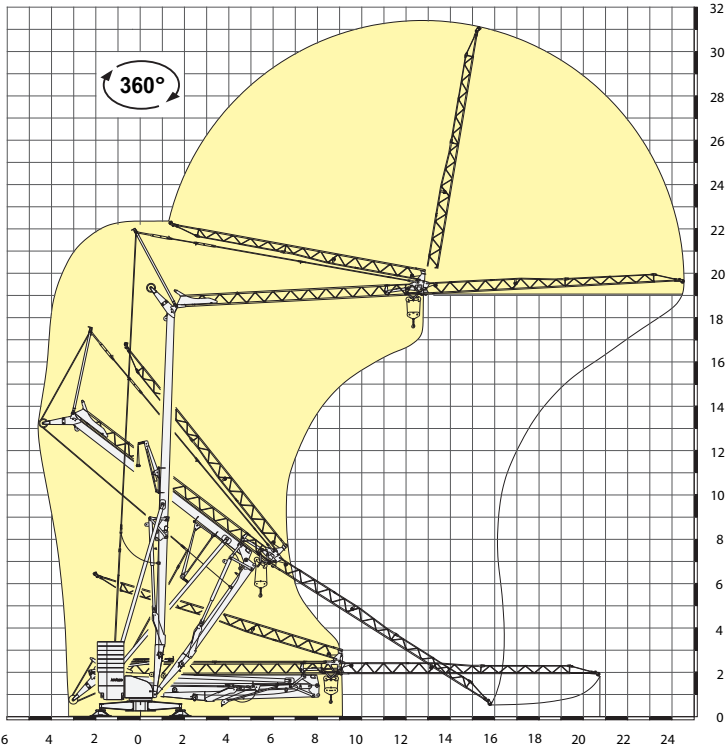
Curve di carico	kg	1800	1600	1400	1200	1000	900	750
Load diagrams	m	12.0	12.9	14.4	16.3	18.9	20.6	24.0
Courbes de charge	m	12.3	13.5	15.1	17.2	20.0		
Lastkurven	m	12.3						
Curvas de cargas	m	12.3						

## Prestazioni - Performances - Prestations - Leistungen - Prestaciones

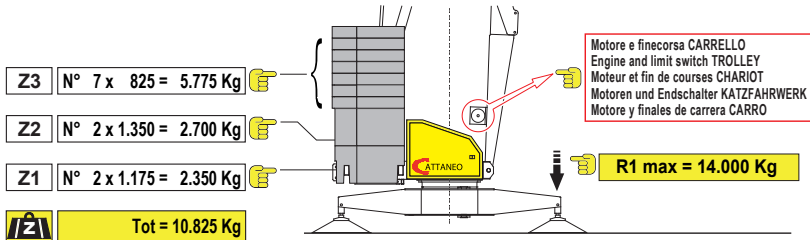
	<b>kVA</b>	230V - 50Hz (3) kVA 1 4,5 kVA 2			230V - 50Hz 6 kVA 3 400V - 50Hz 10 kVA						
<b>inverter</b>	<b>kW/g/min</b>		1°	2°	3°		1°	2°	3°		
	5,5/1400		m/min	5	14(10)	20 (15)		m/min	5	16	34
			kg	1.800	1.400	750		kg	1.800	1.800	750
			m/min	5	16	34		m/min	5	16	34
			kg	1.800	1.800	750		kg	1.800	1.800	750
<b>inverter</b>	<b>1,8/1400</b>	<b>m/min</b> 20 - 35				<b>m/min</b> 20 - 40					
<b>inverter</b>	<b>1,8/1400</b>	<b>g/min</b>				0,25 - 0,9					



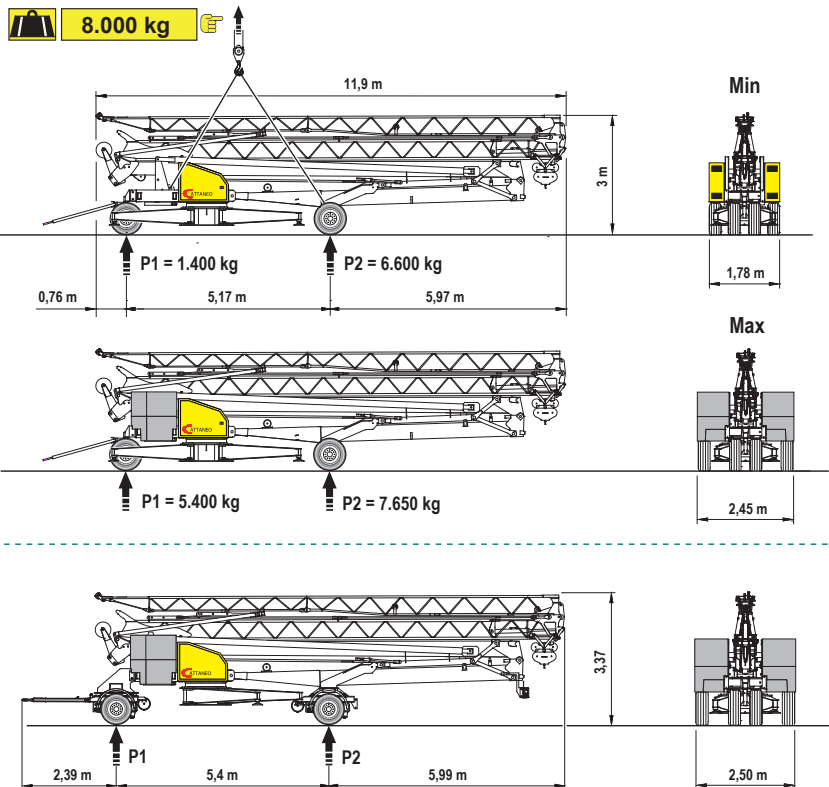
## Montaggio - Erection - Montage - Montage - Montaje



## Contrappeso in lastre di cemento armato - Ferro-concrete ballast slabs Contrepoids en plaques de béton armé - Gegengewicht aus Betonplatten - Lastre en hormigón armado



### Trasporto - Transport - Transport - Transport - Transporte



Otto	km/h	P1	P2	
R110	80	6.836	8.214	kg

Dir. 2007/46/CE